
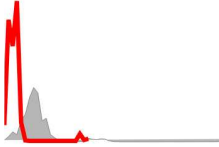


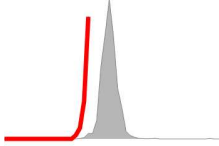


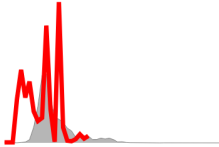


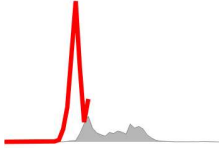


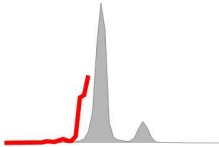


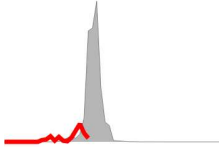


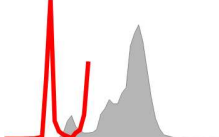





## Bollettino dei pollini di Villa Welsperg rilevati dal 17 giu 2024 al 23 giu 2024

Polline	Livello di concentrazione	Andamento stagionale	Tendenza
<b>Ontano</b> <i>Alnus</i>			
<b>Castagno</b> <i>Castanea</i>			
<b>Cupressacee, Taxacee</b> <i>Cupressaceae, Taxaceae</i>			
<b>Piantaggine</b> <i>Plantago</i>			
<b>Poacee (Graminacee)</b> <i>Poaceae</i>			
<b>Romice</b> <i>Rumex</i>			
<b>Parietaria</b> <i>Urticaceae</i>			

Note: Si segnalano livelli di concentrazione alti del polline delle Graminaceae (Poaceae) e della Piantaggine (mediamente allergenica)

Il livello di concentrazione si riferisce alla quantità di polline rilevato e non fornisce informazioni sulla soglia di scatenamento dei sintomi.

 Trascurabile

 Bassa

 Media

 Alta

Bollettino completo [https://aeroba.fmach.it/bollettino\\_villa](https://aeroba.fmach.it/bollettino_villa)

Ulteriori informazioni

<https://www.parcopan.org/le-attivita/la-ricerca-nel-parco/bollettino-dei-pollini/>